


DIAMOND SERIES TRUCK BED



DIAMOND TRUCK BED DETAILS

- Flatbed is available in 7' - 8'6" - 9'4" - 11'4" lengths
- Non-skirted flatbed
- Polyester powder coated steel with diamond-plate deck, rear & sides
- 3/8" x 2" Rub rail tie downs & stake pockets
- Industry-leading gooseneck hitch rated at 26,000 lbs
- Industry-leading receiver hitch rated at 15,000 lbs
- Available for single & dual rear wheel trucks

DIAMOND STANDARD FEATURES



Powder Coating


- Glossy polyester finish with industry-leading adhesion & longevity
- Corrosion & UV resistant
- Formula customized under impact & salt-spray testing for best performance
- Application process formulated specifically for BEDROCK—truck beds are shot blasted to raw, white

metal before powder coating for maximum adhesion



Receiver Hitch

- Integrated 2" receiver hitch rated at 15,000 lbs
- Safety chain bracket rated at 15,000 lbs
- Receiver hitch enclosed & welded to frame for greater safety




Gooseneck Hitch

- Rated at 26,000 lbs
- Standard 2 5/16" welded ball for safety
- Lid swings open or can be removed
- Spring-loaded safety chain hasps reduce vibration & noise
- Access to install additional trailer wiring plug




Headache Rack

- Available in rounded or hauler style
- Designed for optimal protection & visibility
- Patent pending adjustable headache rack fits all major truck makes, models & cab styles
- Louvered design allows excellent rear vision
- Cargo light cutout



LED Lights

- Offer longevity & good visibility
- Back-up lights in headache rack double as working lights
- DOT approved



Wiring

- 7 way & 4 way trailer wiring plug
- Trailer plugs recessed next to license plate
- truck bed is pre-wired with sealed wiring harnesses to protect from moisture & prevent damage


DIAMOND BED OPTIONAL FEATURES



3/16" Diamond-Plate Deck




Hauler Headache Rack



Gooseneck Box



Smooth-Plate Deck



Gooseneck Trough



Straight Back Bed




Turnoverball Option

DIAMOND ACCESSORY OPTIONS



- Contains mud flap angle plates, reinforcement plates and mud flaps
- Polyester powder coat matches BEDROCK truck bed



Mounting Kit

- Universal kit for most makes and models
- Ability to install bed at 0" – 2" – 3" above truck chassis
- Contains six spacers and six channel irons
- Hardware included

Anti-Sail Mud Flap Bracket

- Zinc plated
- Bracket reduces mud flap deflection



Mud Flap Kit

- Adjustable front to back, up & down

Standard Rail Kit

- Two side rails fit the length of the flatbed
- 4” rail height
- Three stake pockets on each rail with predrilled holes for security bolts
- Polyester powder coat matches BEDROCK truck bed



Fold Down Rail Kit

- 4” rail height set fits the length of the truck bed
- Ability to strap load in up or down position
- 2 stake pockets on each rail with quick connect/disconnect pins



Spare Tire Kit

- Mounts directly onto headache rack and bed
- Adjustable for different tire sizes
- Hardware included
- Polyester powder coat matches BEDROCK truck bed
- Available for driver or passenger side mount



Center Louver Insert for Headache Rack

- Louver angle matches headache rack for enhanced visibility
- Hardware included
- Polyester powder coat matches BEDROCK truck bed



Plug & Play Wiring

- Simply & quickly connect the truck's wiring to the BEDROCK truck bed
- Waterproof
- No requirement to cut existing wires



L-Bracket for Headache Rack

- Allows equipment to be mounted on the truck bed deck next to the headache rack
- Saves space on the truck bed deck
- Mounts by replacing standard headache rack gusset



Fuel Fill Cover

- Covers unused fuel fill area
- Only available for the Granite and Diamond series truck beds



EZ Side Step Kit

- Provides easy access to the front of the truck bed
- 7" wide & drops 15" below the truck bed